

ET Dynamic Monocrystalline

ET-M672305	305W
ET-M672300	300W
ET-M672295	295W
ET-M672290	290W
ET-M672285	285W
ET-M672280	280W



Features

- High module conversion efficiency, through superior manufacturing technology
- 0 to +5W positive tolerance for mainstream products
- Certified to withstand high wind loads and snow loads
- Anodized aluminum is mainly for improving corrosion resistance
- Highly transparent, low iron tempered glass
- Excellent performance under low light environment

Benefits

- 25-year warranty on power output; 10-year warranty on materials and workmanship
- Product liability insurance
- Local technical support
- Local warehousing
- 48 hour-response service
- Enhanced design for easy installation and long term reliability

www.etsolar.com

IEC 61215 Ed.2
IEC 61730



ET Solar
Passion for green

Pioneer of 360° Service

ELECTRICAL SPECIFICATIONS



Model Type	ET-M672305	ET-M672300	ET-M672295	ET-M672290	ET-M672285	ET-M672280
Peak Power (Pmax)	305W	300W	295W	290W	285W	280W
Cell Efficiency	17.93%	17.64%	17.34%	17.05%	16.75%	16.46%
Module Efficiency	15.72%	15.46%	15.20%	14.95%	14.69%	14.43%
Maximum Power Voltage (Vmp)	37.12V	36.92V	36.65V	36.25V	36.03V	35.94V
Maximum Power Current (Imp)	8.22A	8.13A	8.05A	8.00A	7.91A	7.79A
Open Circuit Voltage (Voc)	45.12V	44.86V	44.72V	44.50V	44.35V	44.24V
Short Circuit Current (Isc)	8.78A	8.72A	8.68A	8.61A	8.52A	8.41A
Power Tolerance	±3%	±3%	±3%	0 to 5W	0 to 5W	0 to 5W
Maximum System Voltage	DC 1000V					
Normal Operating Cell Temperature	44.4±2°C					
Series Fuse Rating (A)	20A					
Number of Bypass Diode	3					

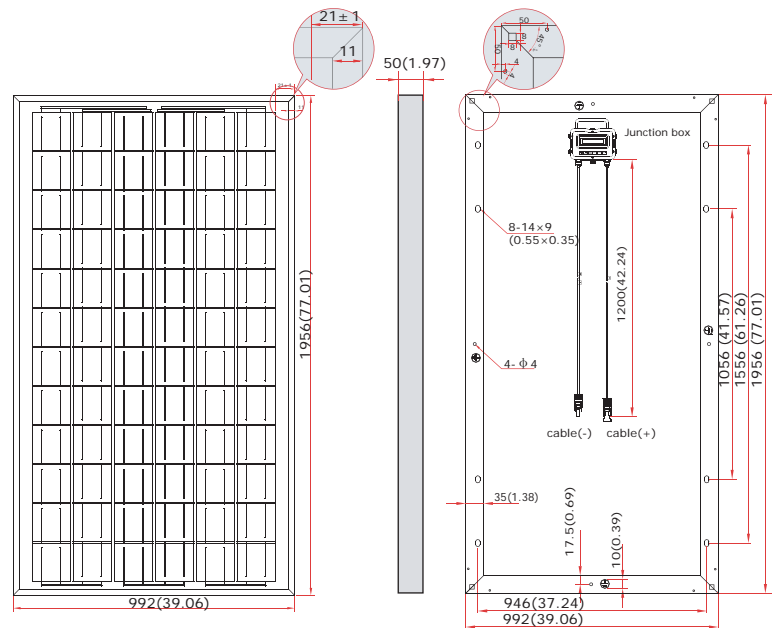
MECHANICAL SPECIFICATIONS

Cell type	156mm x 156mm
Number of cells	72 cells in series
Weight	26.5KG (58.4 lbs)
Dimensions	1956×992×50mm (77×39.1×1.97 inch)
Max Load	2400Pascals (50 lb/ft ²)

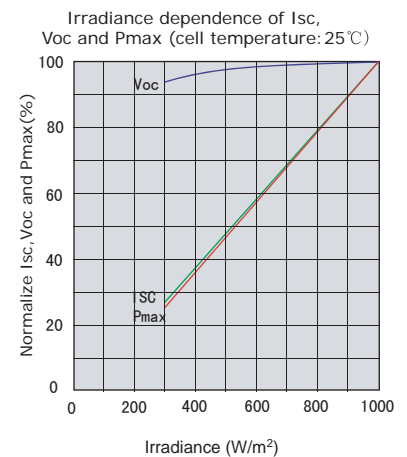
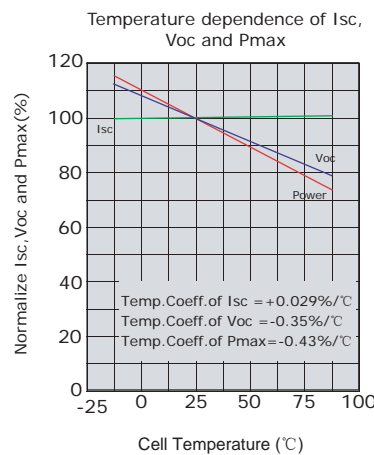
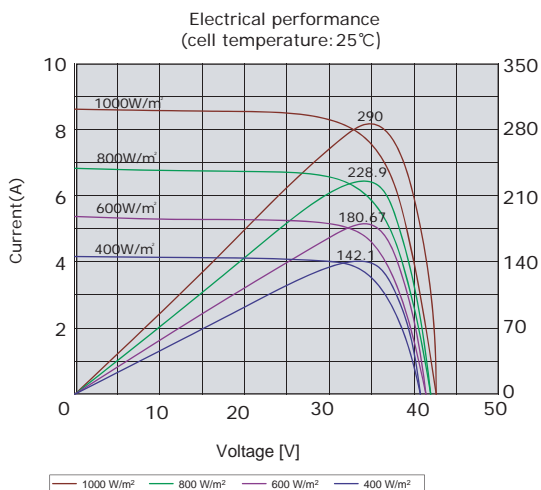
TEMPERATURE COEFFICIENT

Temp. Coeff. of Isc (TK Isc)	0.029 %/°C
Temp. Coeff. of Voc (TK Voc)	-0.35 %/°C
Temp. Coeff. of Pmax (TK Pmax)	-0.43 %/°C

PHYSICAL CHARACTERISTICS Unit:mm (inch)



ELECTRICAL CHARACTERISTICS



Note: the specifications are obtained under the Standard Test Conditions (STCs): 1000 W/m² solar irradiance, 1.5 Air Mass, and cell temperature of 25 °C. The NOCT is obtained under the Test Conditions : 800 W/m², 20°C ambient temperature, 1 m/s wind speed, AM 1.5 spectrum.

Please contact support@etsolar.com for technical support. The parameters are for reference only, and are subject to change without notice or obligation.