

# ET MODULE

## Polycrystalline

ET-P660245	245W
ET-P660240	240W
ET-P660235	235W
ET-P660230	230W
ET-P660225	225W
ET-P660220	220W



### Features

- High module conversion efficiency, through superior manufacturing technology
- 0 to +5W positive tolerance for mainstream products
- Certified to withstand high wind loads and snow loads (5400Pa)
- Anodized aluminum is mainly for improving corrosion resistance
- Highly transparent, low iron tempered glass
- Excellent performance under low light environment

### Benefits

- 25-year warranty on power output;  
10-year warranty on materials and workmanship
- Product liability insurance
- Local technical support
- Local warehousing
- 48 hour-response service
- Enhanced design for easy installation and long term reliability

[www.etsolar.com](http://www.etsolar.com)

IEC 61215 Ed.2  
IEC 61730



**et** Solar  
Passion for green

**Pioneer of 360° Service**

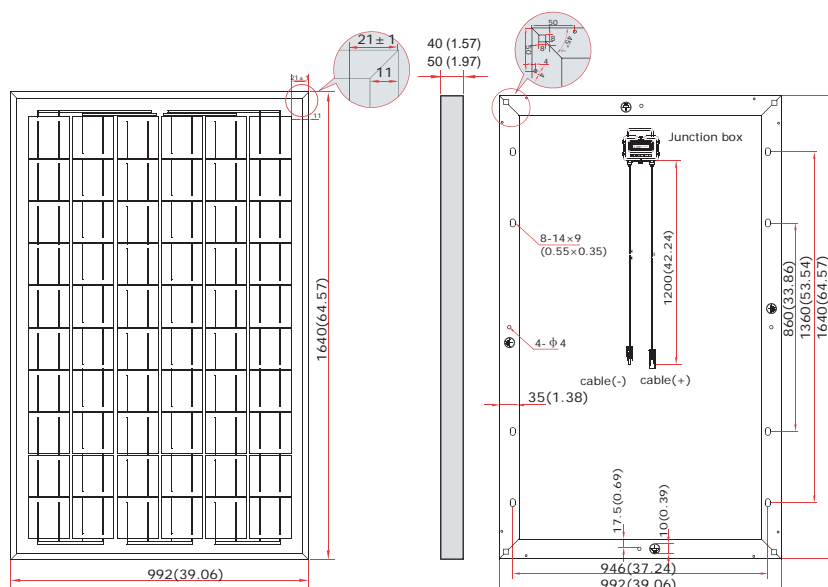
## ELECTRICAL SPECIFICATIONS

Model Type	ET-P660245	ET-P660240	ET-P660235	ET-P660230	ET-P660225	ET-P660220
Peak Power (Pmax)	245W	240W	235W	230W	225W	220W
Cell Efficiency	17.28%	16.93%	16.58%	16.22%	15.87%	15.52%
Module Efficiency	15.06%	14.75%	14.44%	14.14%	13.83%	13.52%
Maximum Power Voltage (Vmp)	30.43V	30.23V	29.90V	29.40V	29.33V	29.25V
Maximum Power Current (Imp)	8.05A	7.94A	7.86A	7.82A <td 7.67A	7.52A	
Open Circuit Voltage (Voc)	37.20V	37.02V	36.96V	36.50V	36.35V	36.30V
Short Circuit Current (Isc)	8.64A	8.49A	8.40A	8.30A	8.25A	8.20A
Power Tolerance	±3%	±3%	0 to +5W	0 to +5W	0 to +5W	0 to +5W
Maximum System Voltage	DC 1000V					
Normal Operating Cell Temperature	45.3±2°C					
Series Fuse Rating (A)	20A					
Number of Bypass Diode	3					

## MECHANICAL SPECIFICATIONS

Cell type	156mm x 156mm
Number of cells	60 cells in series
Weight	19.3kg(42.55lbs) / 18.8kg(41.36lbs)
Dimensions	1640×992×50 mm (64.57×39.06×1.97 inch)
	1640×992×40 mm (64.57×39.06×1.57 inch)
Max Load	5400Pascals ( 112 lb/ft <sup>2</sup> )

## PHYSICAL CHARACTERISTICS Unit:mm (inch)

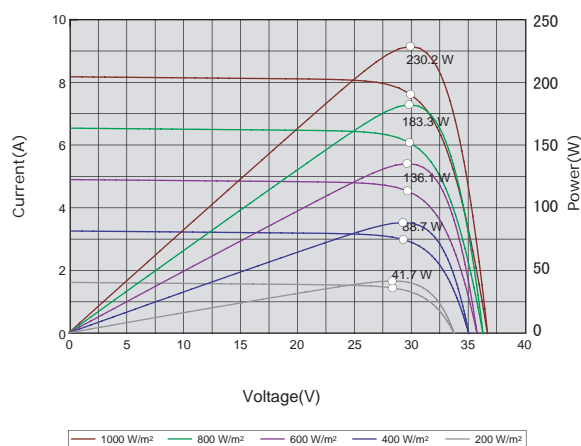


## TEMPERATURE COEFFICIENT

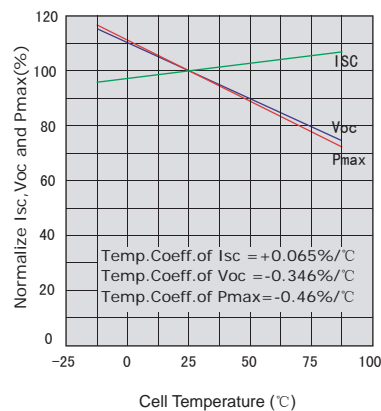
Temp. Coeff. of Isc (TK Isc)	0.065 %/°C
Temp. Coeff. of Voc (TK Voc)	-0.346 %/°C
Temp. Coeff. of Pmax (TK Pmax)	-0.46 %/°C

## ELECTRICAL CHARACTERISTICS

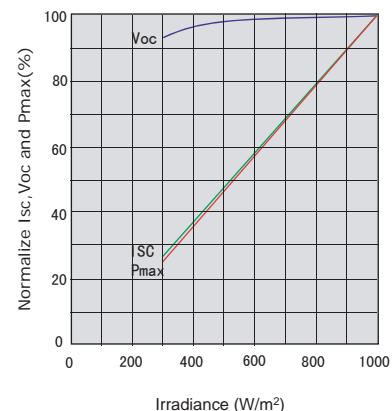
Electrical performance  
(cell temperature: 25°C)



Temperature dependence of Isc,  
Voc and Pmax



Irradiance dependence of Isc,  
Voc and Pmax (cell temperature: 25°C)



Note: the specifications are obtained under the Standard Test Conditions (STCs): 1000 W/m<sup>2</sup> solar irradiance, 1.5 Air Mass, and cell temperature of 25 °C. The NOCT is obtained under the Test Conditions : 800 W/m<sup>2</sup>, 20°C ambient temperature, 1 m/s wind speed, AM 1.5 spectrum.

Please contact [support@etsolar.com](mailto:support@etsolar.com) for technical support. The parameters are for reference only, and are subject to change without notice or obligation.